



## Logging into Moodle to access the course

### Logging in for the first time?

**Step 1:** Access the internet and go to the following website address:

<http://uel.icepe.co.uk/>

**Step 2:** On the top right hand corner of the screen you will see “**Welcome, Login here!**”  
Click on “**Login here!**”

The screenshot shows the Moodle login page. At the top, there are logos for UEL University of East London and ICEP europe. A red box highlights the "Login here!" link in the top right corner. Below the header, there is a "Home" section. On the left, there is a "Getting Started" sidebar with links for "Technical Requirements", "Logging into Moodle", "Navigating a module", "Submitting your assignments", and "Making settings". The main content area has a "Welcome to the MA Special and Additional Learning Needs" message, a "Welcome audio recording" link, and a list of "Available courses" including "Inclusive Education: Collaboration and best practice" and "Dyslexia and Literacy: Issues, perspectives and best practice". On the right, there is a "Calendar" widget showing the month of April 2014.

**Step 3:** Enter the username and password that you received by email from ICEP Europe. Your username will be your **email address**. Typically, for your first login, your password will be set to **ICEPEurope1\*** (case sensitive).



**Returning to this web site?**

Login here using your username and password  
(Cookies must be enabled in your browser)

Username

Password

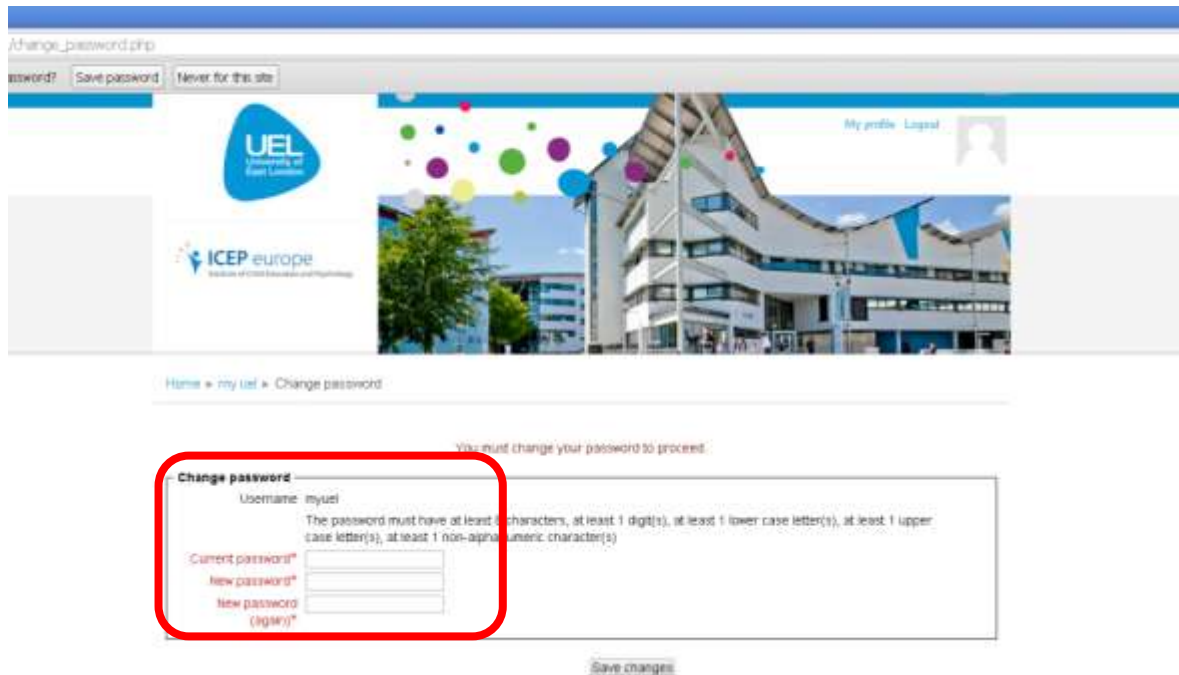
Remember my details

[Forgotten your username or password?](#)

Some courses may allow guest access

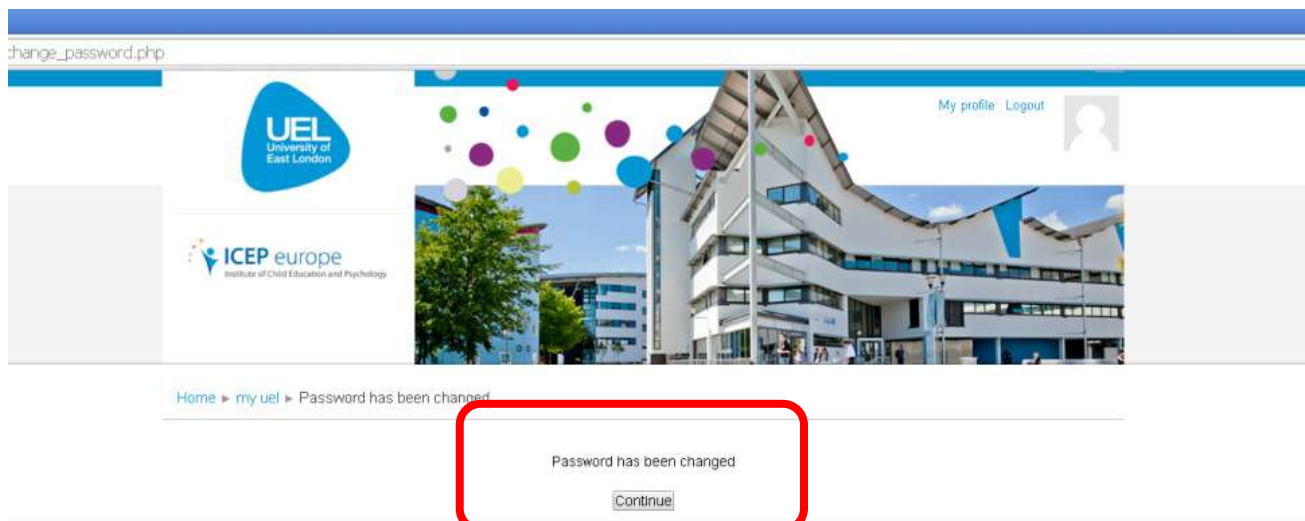
**Step 4:** Once you log in for the first time, you will be prompted to change this password.

**Please note:** The new password must be a minimum of 8 characters, consisting of, at least 1 digit(s), at least 1 lower case letter(s), at least 1 upper case letter(s), and at least 1 non-alphanumeric character(s).



A screenshot of a web browser showing the 'change\_password.php' page. The page header includes the UEL logo and 'ICEP europe' logo. A navigation bar shows 'Home > my uel > Change password'. A message states 'You must change your password to proceed.' Below this is a form titled 'Change password' with the following fields: 'Username: myuel', 'Current password\*', 'New password\*', and 'New password (again)\*'. A red box highlights the 'Current password', 'New password', and 'New password (again)' fields. A 'Save changes' button is located below the form.

Your password will now be changed, click “**continue**”



A screenshot of the 'change\_password.php' page after the password has been changed. The page header and navigation bar are the same as in the previous screenshot. A message states 'Password has been changed'. A red box highlights the 'Continue' button located below the message.

You will be brought to your profile page.  
To access your module, click on the “home” button.

profiles.php?id=24

UEL  
University of East London

ICEP Europe  
Inclusive Education, Collaboration and Best Practice

My profile Logout

Home My profile View profile Customise this page

Getting Started

- Technical Requirements
- Logging into Moodle
- Navigating a module
- Submitting your assignments
- Making postings

Navigation

- Home
- My home
- Site pages
- My profile
- View profile

my uel

Country: Ireland  
City/town: Maynooth  
Course pref...: Inclusive Education, Collaboration and best practice  
First access: Tuesday, 15 April 2014, 3:30 PM (3 days 21 hours)  
Last access: Saturday, 19 April 2014, 1:00 PM (now)

The screen below will appear with your **course module title**.  
Click on the **module title** to access the course material and begin your studies.

The screenshot shows a web interface for a course. At the top, there is a blue header with the UEL logo and 'ICEP europe' logo. Below the header, there is a navigation menu with 'Getting Started', 'Navigation', 'Calendar', and 'Administration'. The main content area features a welcome message and a list of available courses. The first course, 'Inclusive Education: Collaboration and best practice', is highlighted with a red box. Below it are two other courses: 'Understanding Behaviour: Theories, perspectives and best practice' and 'Dyslexia and Literacy: Issues, perspectives and best practice'. Each course title is followed by a small instruction: 'Click the module title to access your module'.

Home

Getting Started

Navigation

Calendar

Administration

Welcome to the MA Special and Additional Learning Needs

We are delighted to welcome you as a participant on the online Certificate/Diploma/MA in Special and Additional Learning Needs, developed jointly by The Cass School of Education and Communities, and the Institute of Child Education and Psychology (ICEP) Europe.

Welcome audio recording

Available courses

**Inclusive Education: Collaboration and best practice**

Click the module title to access your module

Understanding Behaviour: Theories, perspectives and best practice

Click the module title to access your module

Dyslexia and Literacy: Issues, perspectives and best practice

Click the module title to access your module

## Returning to the Site?

**Step 1:** Access the internet and go to the following website address:

<http://uel.icepe.co.uk/>

**Step 2:** On the right hand corner of the screen you will see “**Welcome, Login here!**”  
Click on “**Login here!**”

UEL  
University of East London

ICEP europe  
Institute of Child Education and Psychology

Login here

Home

Getting Started

- Technical Requirements
- Logging into Moodle
- Navigating a module
- Submitting your assignments
- Making postings

Welcome to the MA Special and Additional Learning Needs

We are delighted to welcome you as a participant on the online Certificate/Diploma/MA in Special and Additional Learning Needs, developed jointly by The Cass School of Education and Communities, and the Institute of Child Education and Psychology (ICEP) Europe.

welcome audio recording

Available courses

- Inclusive Education: Collaboration and best practice
- Dyslexia and Literacy: Issues, perspectives and best practice

Click the module title to access your module.

Calendar

April 2014

Sun	Mon	Tue	Wed	Thu	Fri	Sat
	1	2	3	4	5	
6	7	8	9	10	11	12
13	14	15	16	17	18	19
20	21	22	23	24	25	26
27	28	29	30			

Enter your username & your new password. Then click on the unit title to access the material.



**Returning to this web site?**

Login here using your username and password  
(Cookies must be enabled in your browser)

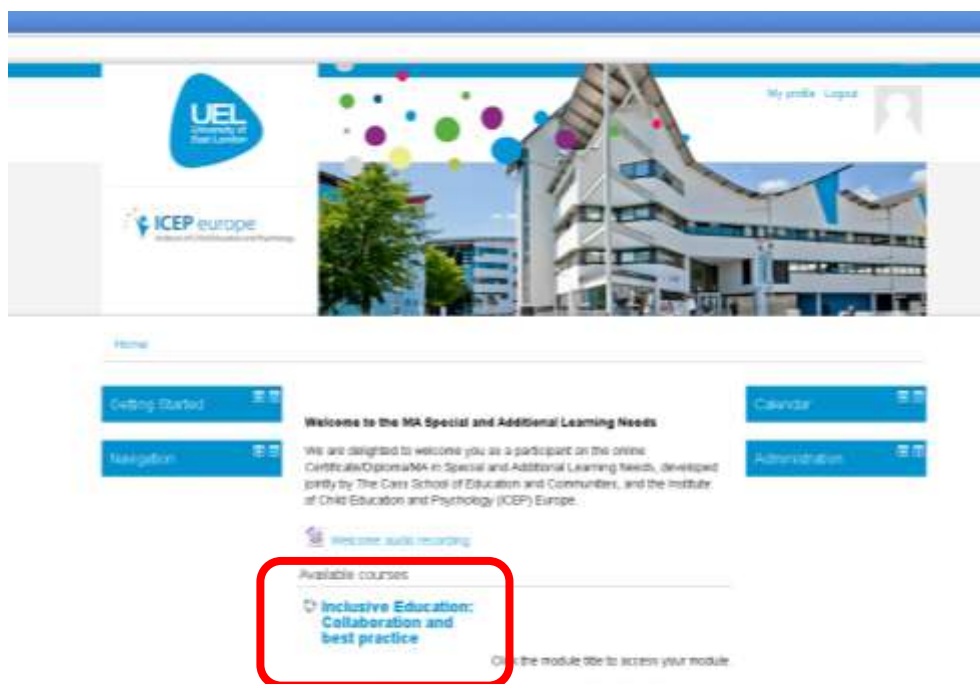
Username

Password

Remember username

Some courses may allow guest access  
[Login as a guest](#)

The screen below will appear with your **course module title**. Click on the **module title** to access the course material and begin your studies.



## Module Homepage

The module homepage is divided into separate sections. Some of the main sections are illustrated below.

The screenshot shows a user interface for a module homepage. At the top, there is a breadcrumb trail: Home > My courses > Inclusion. On the left, there is a vertical menu with buttons for People, Messages, Getting Started, Navigation, and Administration. The main content area is titled 'Inclusive Education: Collaboration and best practice' and contains a 'Module Introduction' section with a welcome message, a 'Your module leader will be:' section with contact information for Carrie Weston, and a 'Module Resources' section with links for Core Readings, Recommended Readings, Web Resources, and a Harvard quick referencing guide. Below this is the 'Unit 1' section, titled 'Diversity and inclusion', which lists 'Unit 1 Content: HTML document', 'Unit 1 Content: Printable/Downloadable Format', 'Learning activity 1.1', 'Learning activity 1.2', and 'Unit 1 Additional Documents'. At the bottom, there is a 'Module Forums' section with a link for 'Social and Introduction Forum'. On the right side of the main content area, there are buttons for Calendar, Uploads, Critical, and Technical.

**Each unit follows the structure below**

**Online Content:** *This version of the content will contain videos and some web links NOT found in the Printable format.*

**Printable/Downloadable Format (PDFs):** *If working offline, download this version for future reference. It is also best to print the content from this format.*

**Interactive Assignment Forums:** *Upon reading the unit content, you will be required to complete a learning activity and post your answer to the respective forum.*

**Tip:** *To open these documents, simply click on the titles. Once opened, you will be able to save them to your PC.*